

Trace

QUICK START GUIDE



Version 1.0.1
Revised March 31, 2023

TABLE OF CONTENTS

OVERVIEW3

LICENSING.....4

CONNECTING TRACE TO SMAART6

SUPPORT.....10

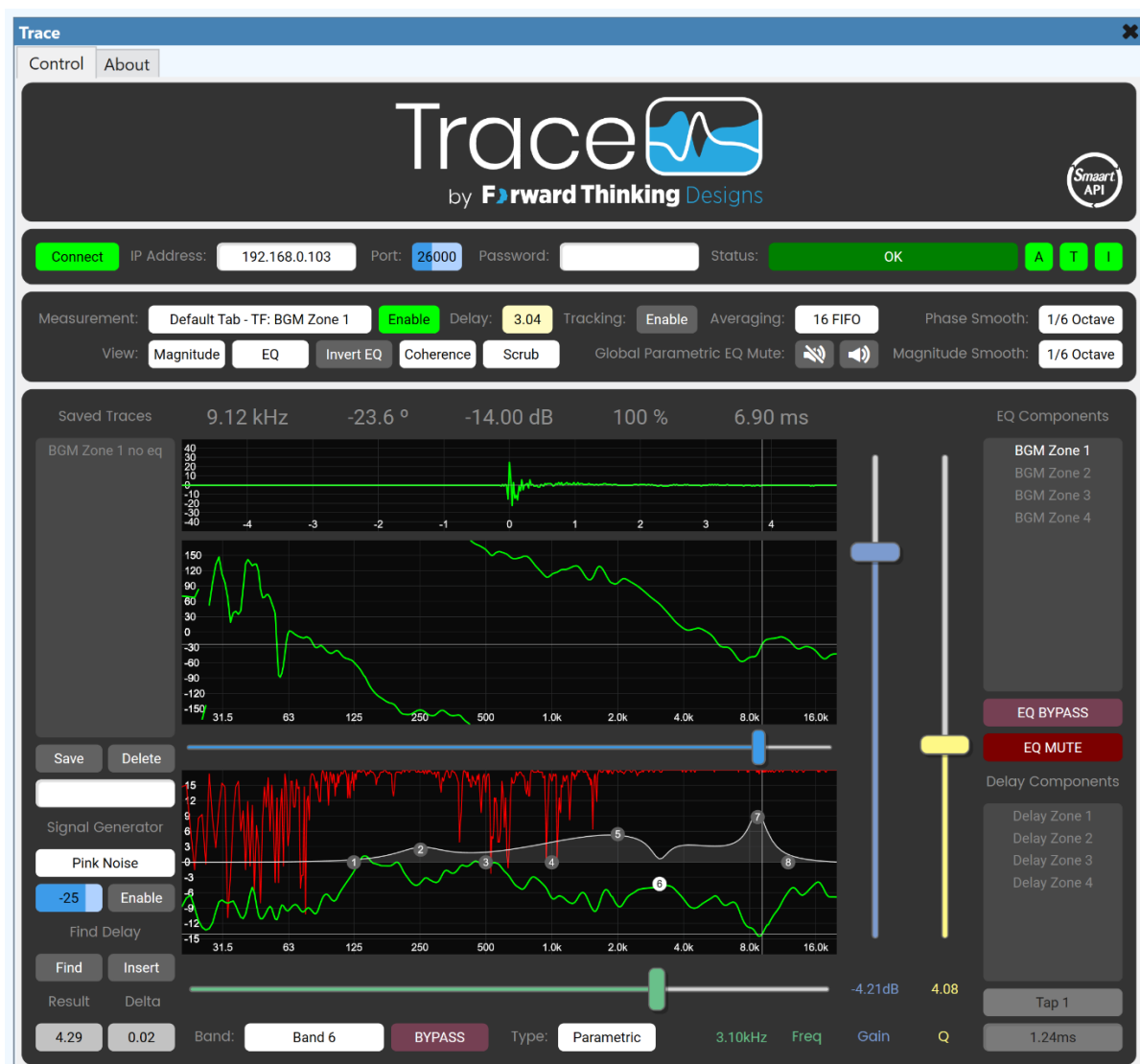
OVERVIEW

Trace is a plugin for QSC®'s Q-SYS™, designed to allow Q-SYS to connect to Rational Acoustics Smart®, via the API, running on a remote laptop and combine Smart data with control of named Q-SYS EQs and Delays in a single window user interface.

The Trace plugin requires a license key to function but can be used in demo mode for 10 minutes to evaluate the plugin. The 10-minute period can be restarted by restarting the Q-SYS™ design. Use of the plugin in demo mode for commercial purposes is prohibited.

Trace requires Smart v8.3 or later or Smart Di v2.

Trace is not currently compatible with Smart v9.




LICENSING

Download the demo version of Trace from the Forward Thinking Designs website (<https://www.forwardthinkingdesigns.com/trace>)

Connect Trace to the API of your Smart computer (see below)

Click on the About tab in the Trace plugin

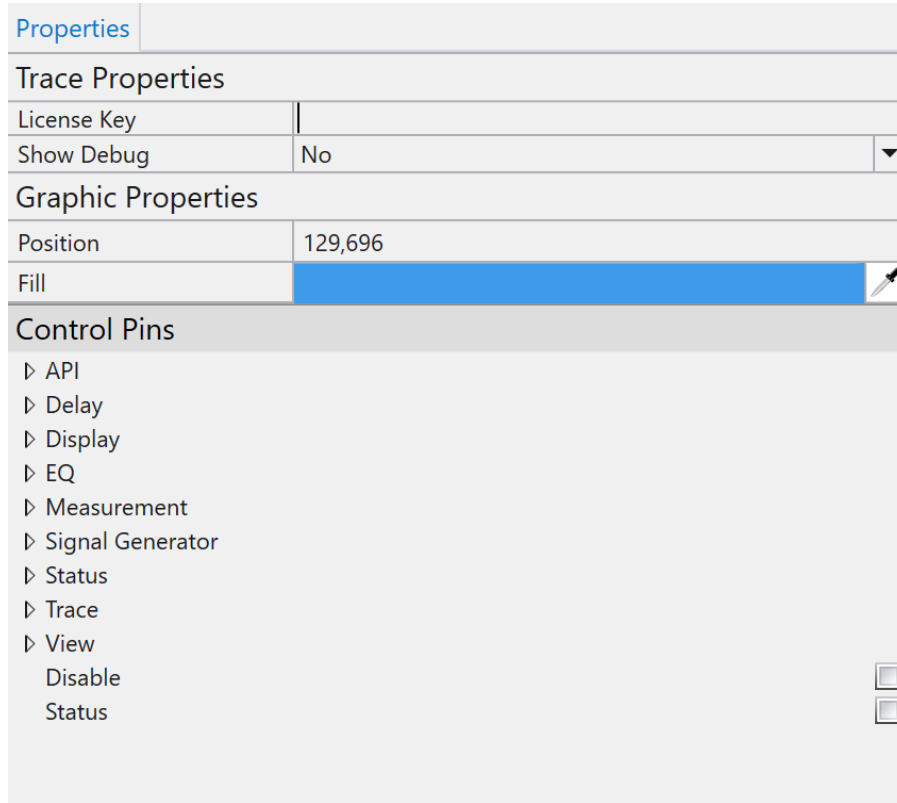


Copy the Locking ID



Paste the Locking ID in the form that you received when you purchased Trace and send to Forward Thinking Designs

You will be issued a License Key that you can copy into the plugin License Key Field in the Properties

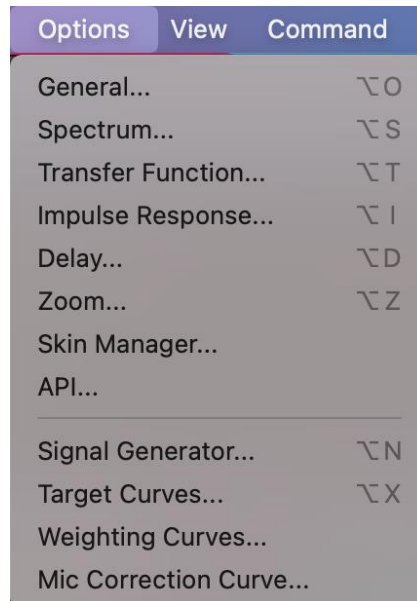


Trace is now licensed to your computer running Smaart – you can move it from Core to Core as long as you are using the same laptop/computer to connect and run Smaart.

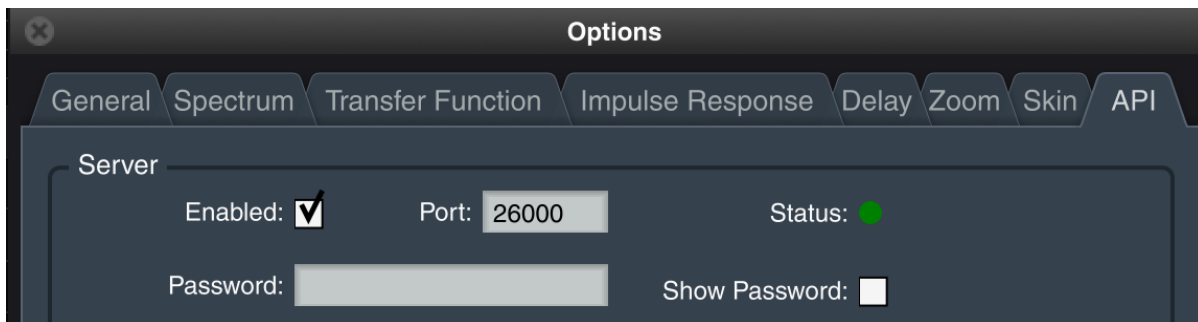
CONNECTING TRACE TO SMAART

The Smart computer and the Q-SYS Core running Trace must be on the same network.

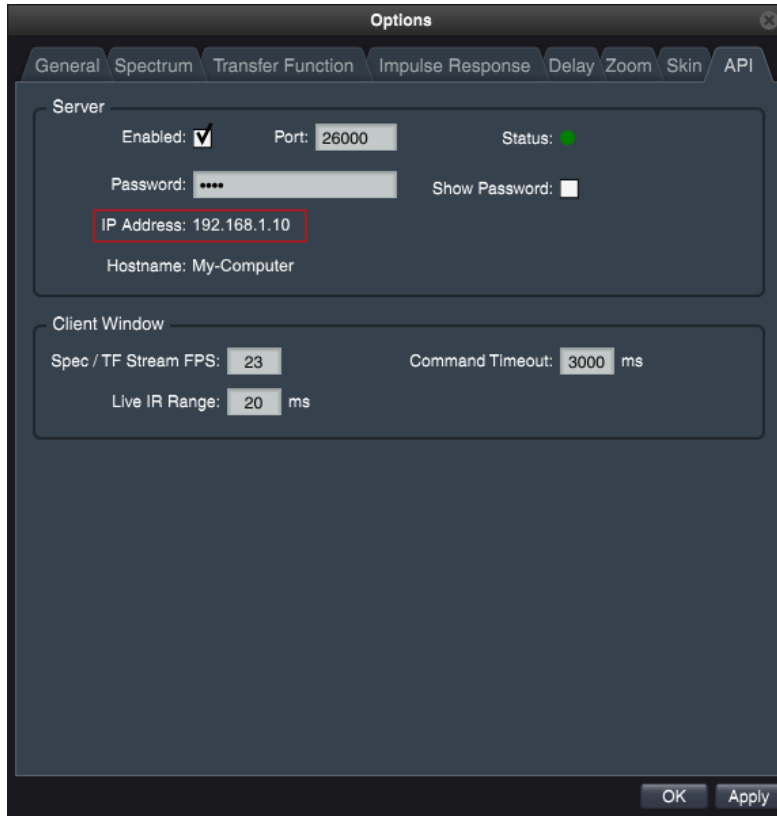
In Smart, click on Options -> API



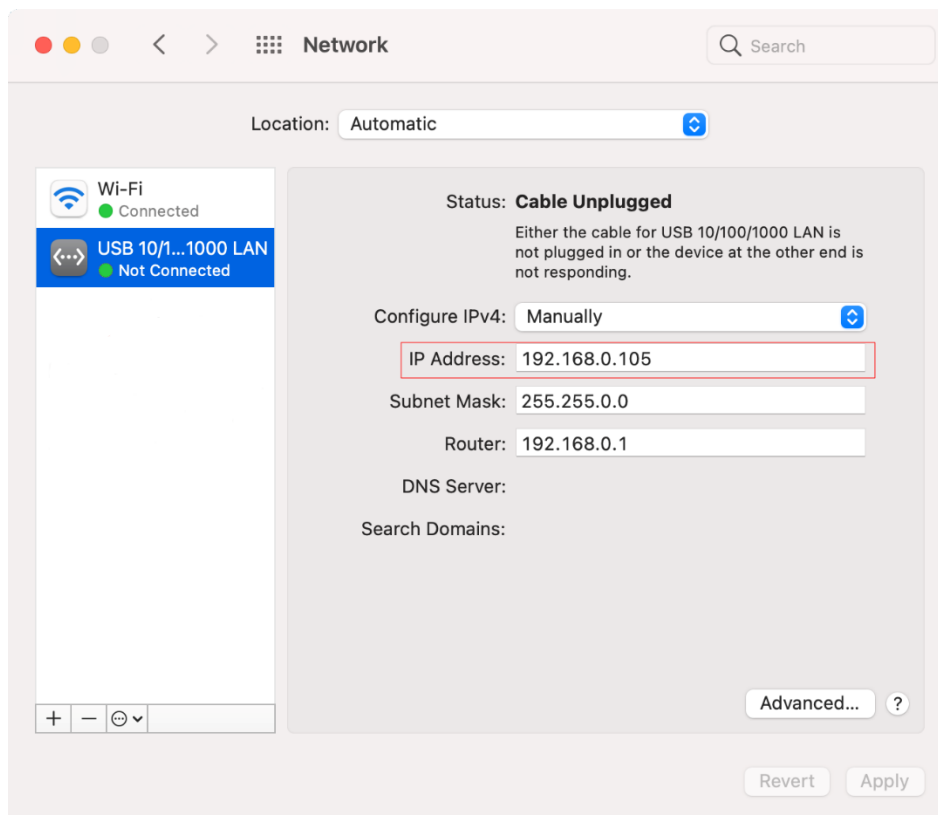
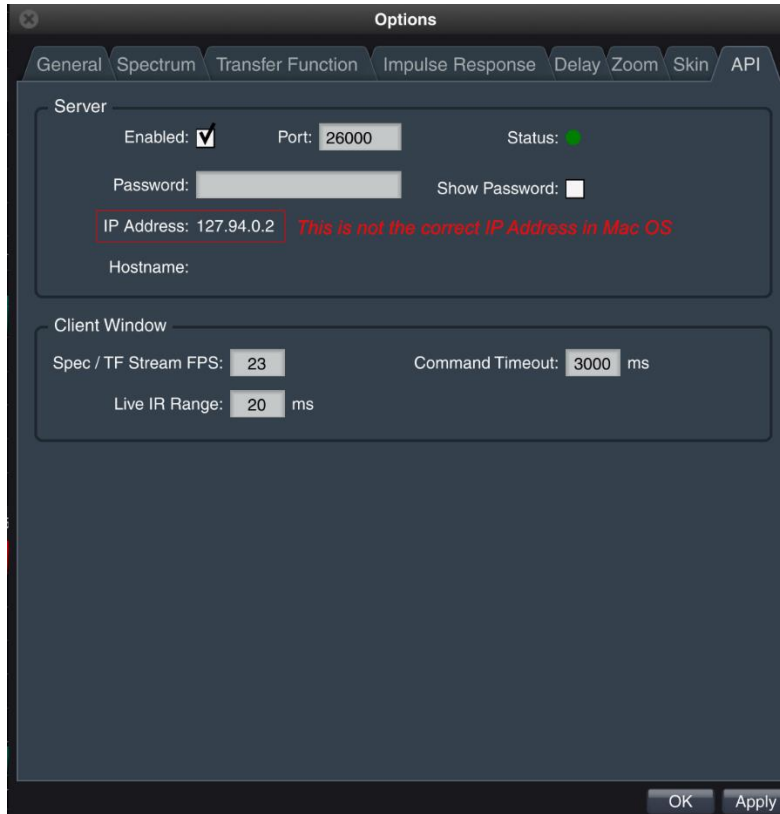
Ensure that "Enabled" is checked.



In Windows, the IP Address displayed is the IP address of your Smart computer. Make note of this.



In Mac OS, the IP address displayed IS NOT correct. You will need to find your computers IP address in System Preferences -> Network. Make note of this IP address.



Port should remain set to 26000.

You can optionally add a password.

In Trace, enter the IP address of the computer running Smart. Port is 26000. Password is optional.



The screenshot shows a dark grey control bar with the following elements from left to right: a green 'Connect' button; the text 'IP Address:' followed by a white input field containing '192.168.0.105'; the text 'Port:' followed by a blue input field containing '26000'; the text 'Password:' followed by a white input field; the text 'Status:' followed by a grey button labeled 'OK'; and three green indicator lights labeled 'A', 'T', and 'I'.

Click Connect.

If you are properly connected, the Status bar will indicate "OK" and the green "A" will illuminate

SUPPORT

For plugin support and feedback please contact us at:

ForwardThinkingDesigns.com

support@forwardthinkingdesigns.com

+1 407-850-8093

+1 800-4840-FTD

QSC® and Q-SYS™ are a trademark or registered trademark of QSC, LLC in the U.S. Patent and Trademark Office and other countries.

Smaart® is a product of Rational Acoustics